JLT PERFORMANCE™

www.JLTtruecoldair.com 757-335-1940

Installation Instructions JLT Big Air Intake Kit P/N: CAI-GT500-20

2020-2021 GT500

To view install video: go to our website, www.JLTtruecoldair.com and type CAI-GT500-20 in search box. Click on product, scroll down and click on videos.

Thank you for purchasing our product. We hope you are satisfied with the look and performance.
Take your time and it will be a smooth install.

Please review complete instructions prior to installing.

Step#	
1	**Verify you have all the following parts included in the kit:** (1) JLT Intake tube with fittings, (1) 4.5-4" Silicone Reducer, (1) 72 clamp, (1) 64 clamp, (1) 6x9 Air Filter, (1) Heat Shield, (1) Duct. (2) Push Pins & (1) Small vacuum fitting (Spare)
2	**Gather all of the following tools needed for the installation:** 5/16 or 8mm nut driver, 10mm socket, ratchet, extension & regular screwdriver.
p	Remove the stock air intake assembly: Loosen clamp at throttle body, unplug vacuum line, IAT sensor, PCV connection and 10mm bolt holding down the box.



4	Remove mounting grommet and metal insert from stock air box and install in JLT Heat Shield. Place the rubber locating spacer in the hole on the apron, set JLT shield into stock location and bolt down using stock air box bolt. 
5	  **Line up duct on to the factory fresh air inlet and slide over.**

6	Use the 2 push pins to mount the wire harness and coolant line to the JLT airbox
7	Remove the IAT sensor from the stock intake tube by twisting counterclockwise, roll down O-ring and insert into the grommet in the JLT tube.
8	Install reducer and clamps on the JLT tube and lower onto the throttle body 
9	Install the air filter, tighten all clamps and plug in IAT, PCV and Vacuum connections.

Oil Filter: The frequency you should clean your filter will depend on your driving conditions. It is recommended to check your filter at every oil change or 3,000 miles. If there is a build up of dirt as thick as the wire mesh, then it's time to clean your filter.
To properly clean your oil filter, we recommend the S&B Precision Cleaning & Oiling Kit (located in the Parts Sold Separately Section of our website, www.JLTtruecoldair.com).
Thanks for the business. If you have any questions, please e-mail info@JLTtruecoldair.com or call 757-335-1940. Our hours are Monday-Friday. 8:00am – 5:00pm Eastern Time.

JLT Performance Lifetime Satisfaction Guarantee. We want you to be a JLT Performance customer for life! Your new JLT Performance product is warranted to be free from defects in materials and workmanship for the life of the *original retail purchaser*, subject to the limitations contained in our warranty found here. www.jlttruecoldair.com/warranty
We guarantee workmanship, tunability and even a pathway to discounted upgrades for substantially improved items.
Return Policy: All returns will be subject to a 10%-25% restocking fee. Air Filters will not be accepted for return unless they are in original plastic sealed bag. Please visit www.JLTtruecoldair.com for complete return policy.
Disclaimer: JLT Performance Inc. makes no warranties whatsoever, expressed or implied, oral or written to any purchasers, except the warranty above. JLT Performance Inc. hereby specifically excludes from any implied warranty of merchantability or implied warranty of incidental, secondary, or consequential damages of any kind whatsoever. All purchasers and users of products manufactured by JLT Performance Inc. agree to hold harmless and indemnify JLT Performance Inc. from any and all claims arising from their use. Failure to receive notice of any or the limitations contained in this disclaimer shall not serve to extend liability to JLT Performance Inc. for any claims arising out of use of its products.