





757-842-6497
WWW.JLOSC.COM

J&L Oil Separator, Passenger Side
(2021-2023 Ford F-150 3.5L PowerBoost; 2022-2023 Ford Expedition 3.5L EcoBoost)
#3028P

Installation Instructions

Install video available at our website www.JLosc.com Search: 3028P and click videos.

Please review complete instructions prior to installing.


Step#	
1	Verify you have all of the following parts included in the kit: (1) J&L Oil Separator (1) J&L Mounting Bracket, (2) Fine Thread Machine Screws, (1) M6x1.0 Bolt (For select models)
2	Gather all of the following tools needed for the installation: 10mm socket and ratchet and Phillips screwdriver.
3	If equipped remove engine cover by removing (2) 10mm nuts. TIP: Once nuts are removed from studs, leave them in the cover and retrieve them off of the vehicle.
4	Locate and remove stock PCV line from valve cover to intake manifold. Hose will release by pulling tab away from connection and pulling away.  

5

Install J&L Mounting bracket to J&L Oil separator. Align logos, use supplied M4 screws.

6

Remove 10mm nut near the Master Cylinder, install J&L Oil separator assembly onto stud and reinstall nut. **(Note: If your vehicle doesn't have this stud, use supplied M6x1.0 bolt)**



Route hoses around back of engine, run both hoses under the two heater hoses going to firewall. The hose with the 90-degree connection will connect to the PCV valve (valve cover). The hose with the 45-degree connection will connect to the intake manifold.

TIP: The connectors in the hose will rotate 360 degrees for adjustment. The connection maybe tough to move initially but will break free and rotate. Adjust the connectors to relieve any stress/Twist on hose as needed.



7

8

Reinstall engine cover to complete your installation.

To properly clean the filter in the Oil Separator, spray any degreaser or solvent through it and let it air dry. Clean it every 10,000 miles.

Thank you for your business. If you have any questions, please e-mail info@JLosc.com or call 757-842-6497. Our hours are Monday-Friday. 8:00am – 4:30pm Eastern Time.

J&L Oil Separator co. Lifetime Satisfaction Guarantee. We want you to be a J&L customer for life! Your new J&L product is warranted to be free from defects in materials and workmanship for the life of the *original retail purchaser*, subject to the limitations contained in our warranty found here. www.JLosc.com/warranty

We guarantee workmanship and even a pathway to discounted upgrades for substantially improved items.

Return Policy: All returns will be subject to a 10%-25% restocking fee. Please visit www.JLosc.com for complete return policy.

Disclaimer: J&L Oil Separator co. makes no warranties whatsoever, expressed, or implied, oral or written to any purchasers, except the warranty above. J&L Oil Separator co. hereby specifically excludes from any implied warranty of merchantability or implied warranty of incidental, secondary, or consequential damages of any kind whatsoever. All purchasers and users of products manufactured by J&L Oil Separator co. agree to hold harmless and indemnify J&L Oil Separator co. from any and all claims arising from their use. Failure to receive notice of any or the limitations contained in this disclaimer shall not serve to extend liability to J&L Oil Separator co. for any claims arising out of use of its products.