





757-842-6497
WWW.JLOSC.COM

J&L 3.0 Oil Separator (2024 Ford Mustang GT 5.0L) #3091P Installation Instructions

Install video available on our website www.JLosc.com Search: 3091P and click on videos.

Please review complete instructions prior to installing.

Step #	
1	Verify you have all of the following parts included in the kit: (1) J&L Oil Separator, (1) J&L Mounting bracket, (2) Fine thread machine screws
2	Gather all of the following tools needed for the installation: 10mm deep socket, extension and ratchet, & Phillips screwdriver
3	Remove engine cover by pulling up on front of cover.
4	Remove factory PCV line by pulling tabs and pulling it off PCV valve and intake connection. 
5	Locate 10mm bolt/stud that holds down coolant expansion tank on driver side fender. Remove bolt. 

Install J&L can onto J&L bracket using the two supplied screws, the J&L Logo's should match the same direction.


You will feed hoses into place, use the photos below as a reference for ideal routing. (**TIP:** Use the hoses natural curvature to your advantage with routing, the hoses can be twisted and adjusted as needed. The "quick connect" fittings will also spin 360 degrees in the end of the hose)

TIP #2 - Temporary remove driver side PCV line for more space to route hoses, reinstall line once completed. This line will feed back between the two J&L hoses.

Quick connections will snap into place, push to connect. To remove fittings, press large green button inward while putting up on fitting. (The button is labeled "PUSH")



6





Mount J&L assembly to vehicle with bolt/stud you removed earlier. Don't completely tighten bolt down until you reinstall the engine cover. Check hoses for final fitment and tighten bolt.

7 Check your oil separator after 1000 miles of driving to gauge how often yours will need to be serviced!!



To properly clean the filter in the Oil Separator, spray any degreaser or solvent through it and let it air dry. Clean it every 10,000 miles. Thank you for your business. If you have any questions, please e-mail info@JLosc.com or call 757-842-6497. Our hours are Monday-Friday. 8:00am – 4:30pm Eastern Time.

J&L Oil Separator co. Lifetime Satisfaction Guarantee. We want you to be a J&L customer for life! Your new J&L product is warranted to be free from defects in materials and workmanship for the life of the *original retail purchaser*, subject to the limitations contained in our warranty found here. www.JLosc.com/warranty

We guarantee workmanship and even a pathway to discounted upgrades for substantially improved items.

Return Policy: All returns will be subject to a 10%-25% restocking fee. Please visit www.JLosc.com for complete return policy.

Disclaimer: J&L Oil Separator co. makes no warranties whatsoever, expressed, or implied, oral or written to any purchasers, except the warranty above. J&L Oil Separator co. hereby specifically excludes from any implied warranty of merchantability or implied warranty of incidental, secondary, or consequential damages of any kind whatsoever. All purchasers and users of products manufactured by J&L Oil Separator co. agree to hold harmless and indemnify J&L Oil Separator co. from any and all claims arising from their use. Failure to receive notice of any or the limitations contained in this disclaimer shall not serve to extend liability to J&L Oil Separator co. for any claims arising out of use of its products.